

ARCHITECTURE
TECHNOLOGIES



RÖDER_MODULE

MODULAR MOBILE BUILDINGS
MODULAR FACILITIES



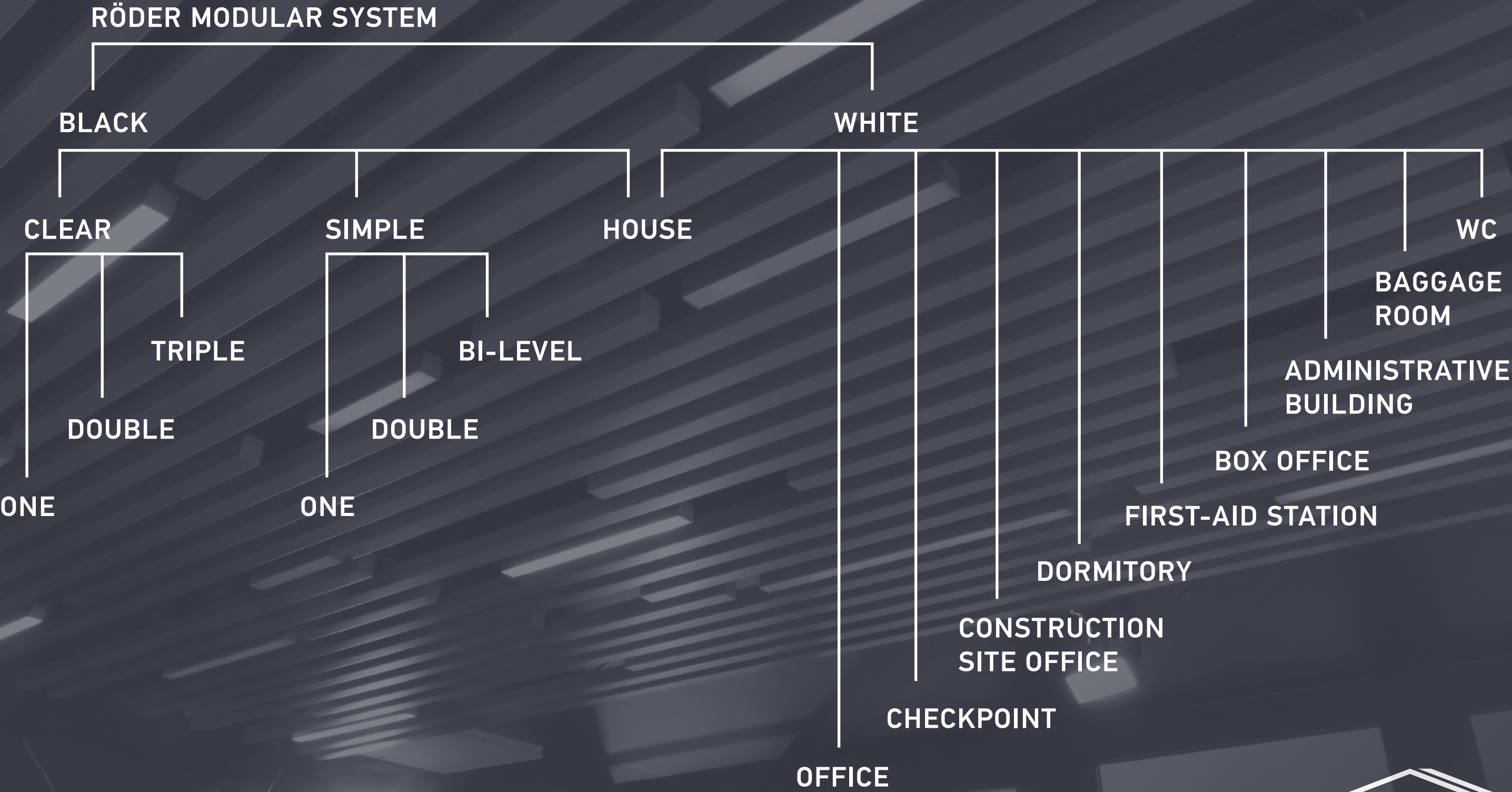


We familiarise ourselves with building back in childhood: a baby takes bricks and builds a tower, a house or a toy town. Our block modules also look like toy bricks. We take a steel framework as a basis and fill it: we install heat- insulated walls of sandwich panels or use panoramic glazing, build floors and ceilings, install electric and lighting systems, doors and windows.

As if we play toy construction sets, we build office buildings and construction site offices, exhibition pavilions and showrooms, hospital modules, dormitories, first-aid stations, checkpoints, administration buildings, modern modular houses and even airport terminals.

It is easy and simple to construct Röder modular buildings: we've developed two product lines and ready-to-use solutions for popular spheres which allow to get required structures as soon as possible.

In-house production is another advantage as it allows us to modify standard layouts in accordance with customers' requests.



BLACK LINE

We offer individual containers painted RAL 7024 (graphite grey) with panoramic glazing and equipped with a professional-class climate control system for rent.

Individual modules of this series may be used to form an integral exhibition space with a designed configuration and floor number.

Increased ceiling height, contemporary finish materials and quick installation make the BLACK line a good choice for events and exhibitions.

Installation duration at least 40 minutes

Rental term at least 1 week

Delivery on the next day after order placement

Combination of 1-2-3 modules

Branding



CLEAR BLACK

- Framework:**
welded cold-rolled steel sections

Windows:
panoramic glazing, double-glass units

Walls:
80–100 mm sandwich panels

Ceiling:
laminated chipboards (white)
- Electric system:**
sockets, switches, switch-boards, convector heaters, luminaires

Door:
glass PVC, lockable

Floor::
quartz vinyl tiles

Branding frieze:
on two sides
- Mobile system**
Pavilions of three sizes are delivered assembled, installation duration is minimal

Spectacular presentation
Panoramic glazing of three sides allows to give a good showing to your product

High ceiling
Pavilion ceiling height is increased up to 2.9 m: more space with the same area



- CAFE
BAR
- ART STUDIO
RENTAL STORE
- SHOWROOM
SHOP
- TV STUDIO
EXHIBITION PAVILION

CLEAR
BLACK
ONE

Single-block modular containers are delivered to installation sites completely assembled with glazing therefore their installation takes just 40 minutes.

Colour:

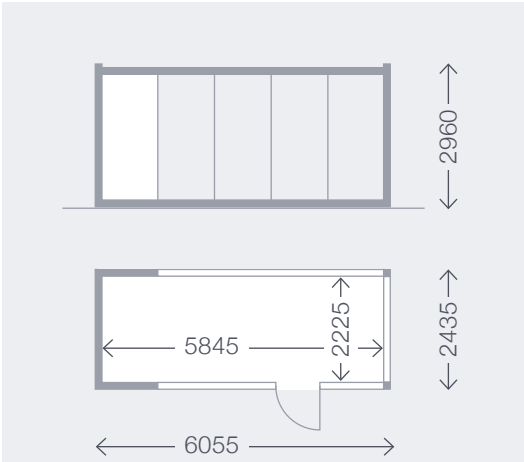
RAL 7024

6055x2435x2960 mm

dimensions

14,7 m²

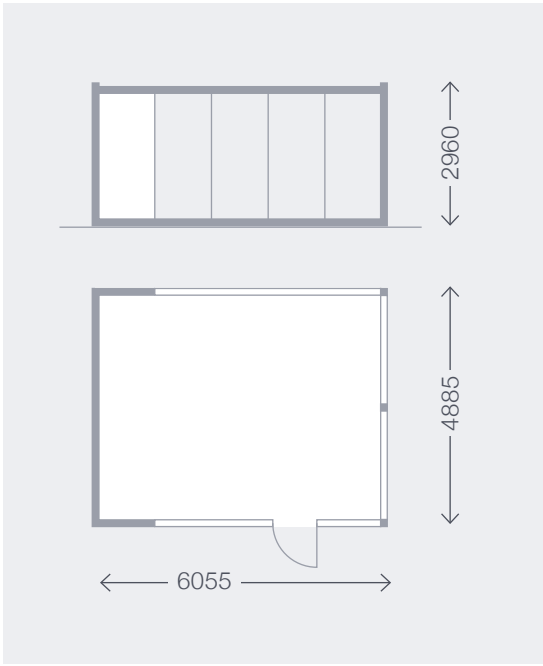
area



CLEAR
BLACK
DOUBLE

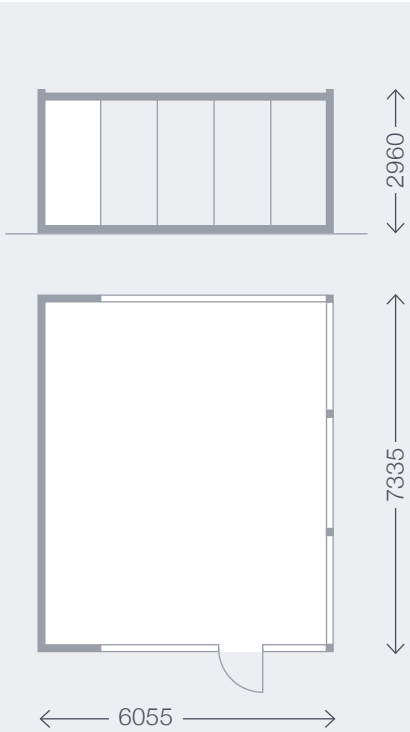
A double-unit module has enough space to arrange exhibitions or to present new products. Such pavilion may be used as a small office in a town.

6055x4885x2960_{mm} 29,6_{m²}
dimensions area



CLEAR BLACK
TRIPLE

6055x7335x2960_{mm} 44,4_{m²}
dimensions area



The largest modular pavilion of CLEAR BLACK line is a good solution for arrangement of showrooms, cafes or TV studios. Excellent exterior, modern finish materials and vast decoration opportunities.

ICE RINK INFRASTRUCTURE

The example of block-modular buildings of the CLEAR BLACK line for the ice rink:

1. Rental and sharpening of skates, cameras storage, changing rooms, reception area.
2. WC container.
3. Café with panoramic glazing.



Modular infrastructure for recreation, sports and business

SIMPLE
BLACK

Maximum transparency
Wide glazing openings
and more light

Careful delivery
Glass container units are
transported separately

Spectacular presentation
Decoration options and
additional accessories



- Framework:**
cold-rolled steel sections
- Windows:**
panoramic glazing of either
the end wall or all walls
- Walls:**
80–100 mm sandwich panels
- Ceiling:**
Laminated chipboards (white)
- Electric system:**
switchboards, sockets, switches,
convector heaters, luminaires
- Door:**
glass PVC, lockable
- Floor:**
commercial grade linoleum

SIMPLE
BLACK
ONE

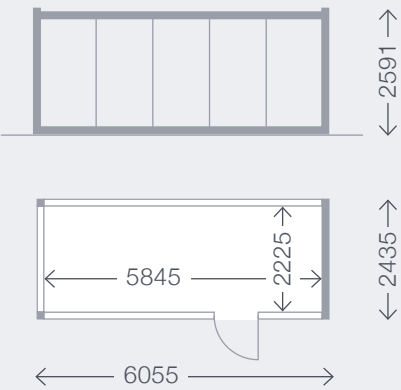
6055x2435x2591 mm
dimensions

14,7 m²
area

Colour:
RAL
7024

SIMPLE BLACK

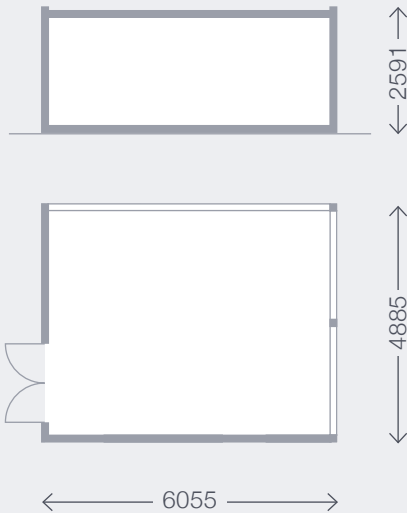
Single-unit module with large
panoramic windows carefully
transported separately from
the framework. Glazing is installed
at a container installation site.
It is often used as a TV studio or
a commentary box.



SIMPLE
BLACK
DOUBLE

Double-block presentation module allowing to achieve a sufficient space for a showroom, a shop or a small café.

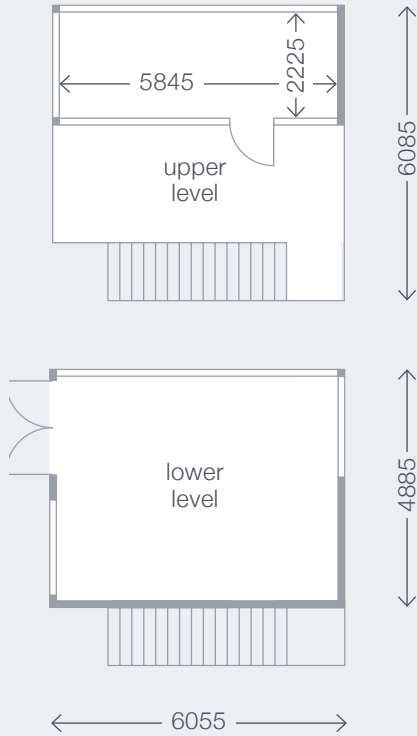
6055x4885x2591 mm
dimensions
29,6 m²
area



SIMPLE
BLACK
BI-LEVEL

Colour:
RAL
7024

A modular two-level building which is perfect for a mobile office, a developer pavilion or an outdoor exhibition booth.



6055x4885x2591 mm
dimensions
44,3 m²
area

ADDITIONAL ACCESSORIES

RÖDER offers a wide range of different additional exterior decoration options and accessories. For instance, free selection of paint coating in accordance with the RAL catalogue, wooden planks, external stairs, canopies, roll shutters, sunshades and many other options.

Branding of a container unit may be made by means of high- quality durable stickers. Moreover, all walls of a container including glass ones may serve as advertising spaces.

- Choose internal equipment options:**
- Finishing: white coating or light oak
 - Different flooring types
 - Heating and air conditioning
 - Sockets, light switches, energy-saving luminaires and many other accessories

Customise your container unit!



ADDITIONAL ACCESSORIES





- Framework:**
welded cold-rolled steel sections
- Doors:**
860x1960; 900x2000; 1030x2000 mm
- Windows:**
panoramic and 400x600 cm
- Walls:**
sandwich panels
- Floor:**
different flooring types
- Ceiling:**
laminated chipboards (white)
- Electric system:**
switchboards, sockets, switches, convector heaters, luminaires
- Heat insulation:**
50/80/100 (floor, walls, doors)

4 pcs.
number of
module units

59,2 m²
area

9785x6055x2960 mm
dimensions

MODULAR HOUSE

- Short construction time
- Contemporary architecture solution
- Self-sufficiency
- Mobility



During the pandemic, the demand for country houses keeps growing. New residences require new houses. Conventional construction takes a lot of time and modular houses which take just several days to build become a great alternative.

Modern modular houses are delivered with internal finishing, communications and plumbing fixtures. The owner just needs to install furniture (not included in the scope of supply).

Such houses are a great option for rental residences in large hotels, at camping grounds, recreation facilities and vacation spots.

Colour:	
RAL 9003	RAL 7024

WHITE LINE

Design and construction of modules forming a part of event infrastructure or an administration building within a framework and tent structure is one of RÖDER's spheres of activity.

Our WHITE series containers may be combined with each other and form an integrated one- or two-level modular building.

Mobility of a container building allows to easily transport it to a new location if necessary.

More than 200 container units available

More than 20 typical container options

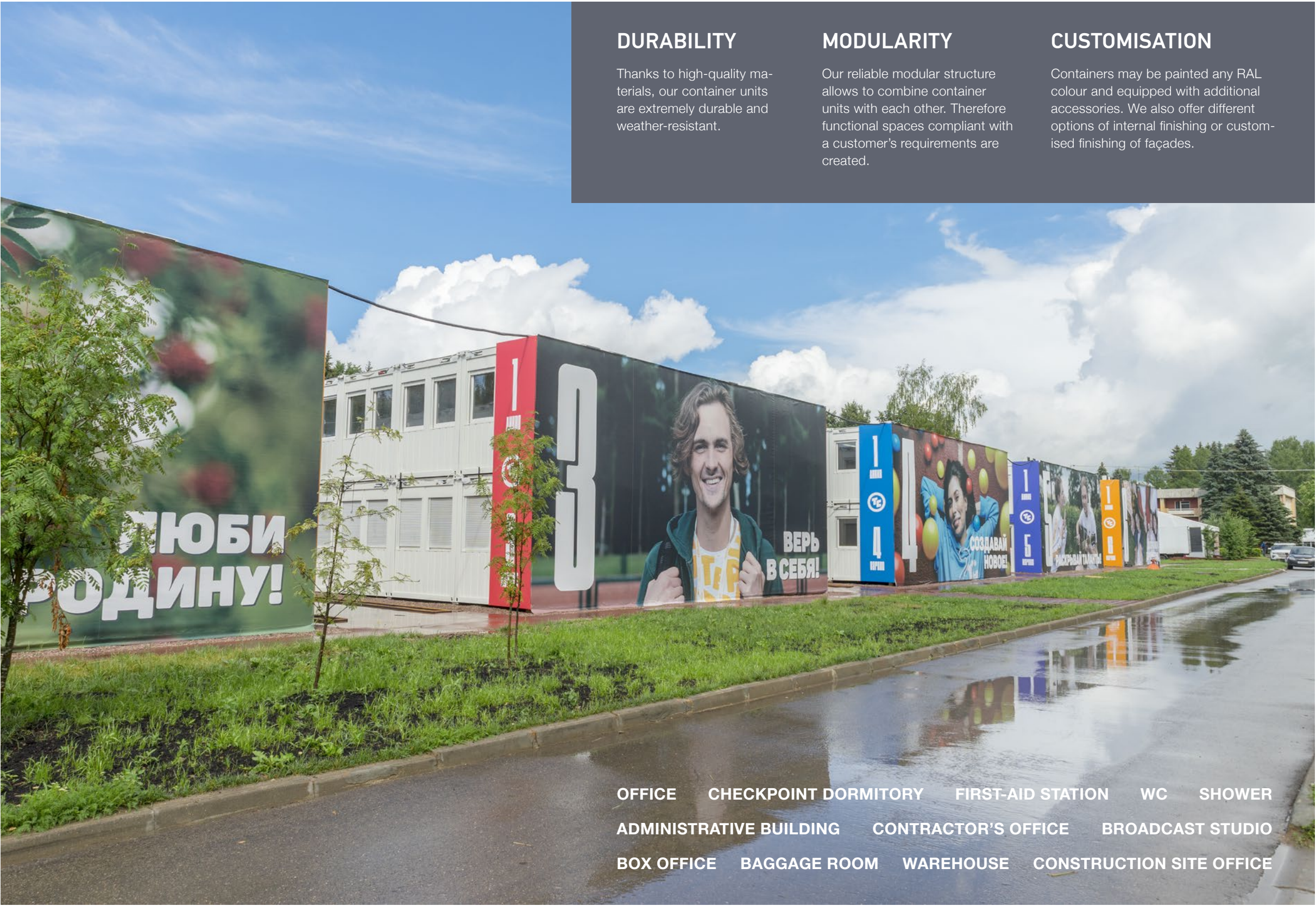
More than 2500 m² of production and warehouse areas

Typical containers or a customised design

All projects are turnkey

Any combinations of modules

For rent or for sale



DURABILITY

Thanks to high-quality materials, our container units are extremely durable and weather-resistant.

MODULARITY

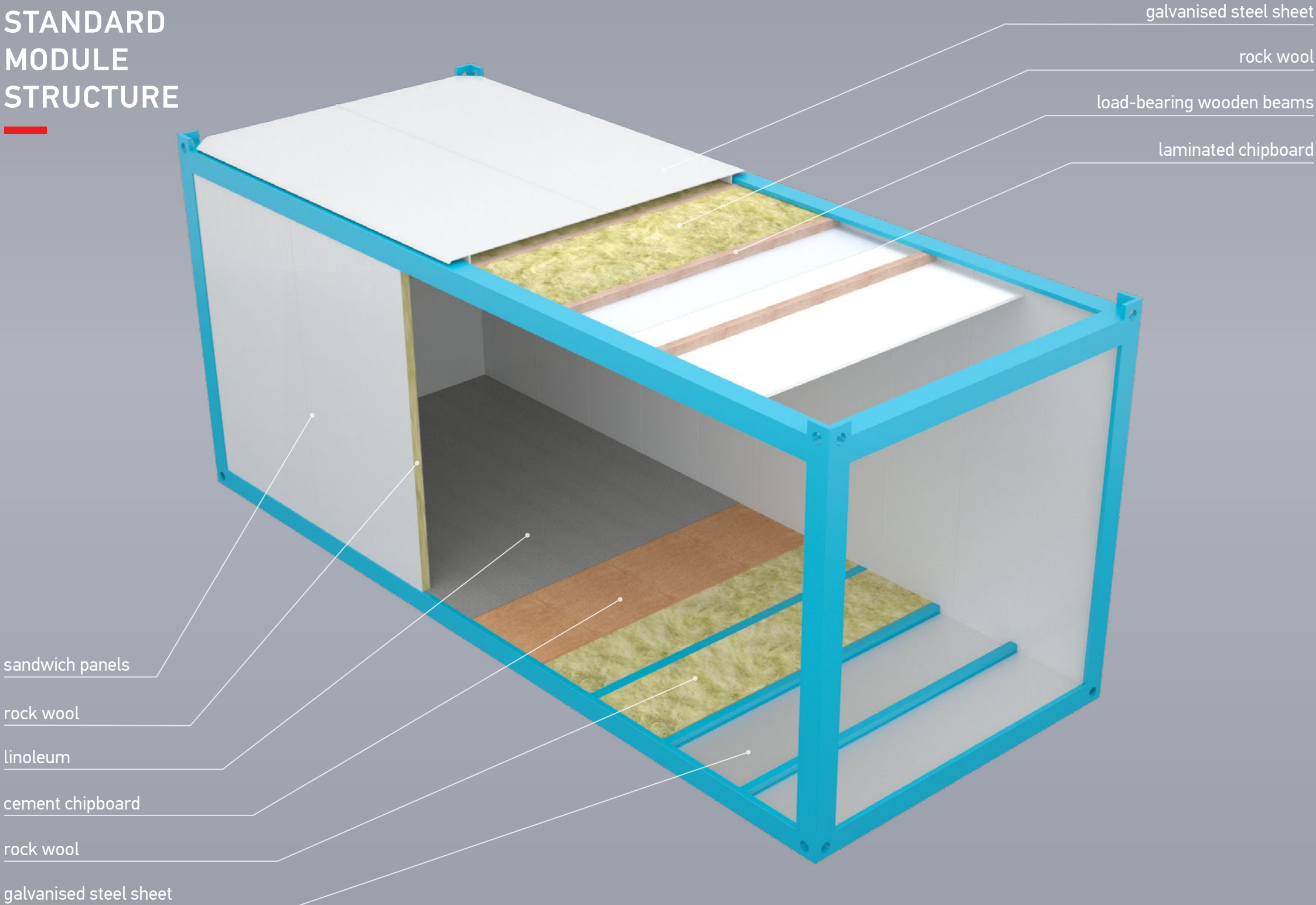
Our reliable modular structure allows to combine container units with each other. Therefore functional spaces compliant with a customer's requirements are created.

CUSTOMISATION

Containers may be painted any RAL colour and equipped with additional accessories. We also offer different options of internal finishing or customised finishing of façades.

- OFFICE
- CHECKPOINT
- DORMITORY
- FIRST-AID STATION
- WC
- SHOWER
- ADMINISTRATIVE BUILDING
- CONTRACTOR'S OFFICE
- BROADCAST STUDIO
- BOX OFFICE
- BAGGAGE ROOM
- WAREHOUSE
- CONSTRUCTION SITE OFFICE

STANDARD
MODULE
STRUCTURE



RÖDER designs and manufactures modular buildings for different purposes. They may be used as first- aid stations, baggage rooms, residential premises, cloakrooms, lavatory modules (bathrooms, toilets), office and utility premises, warehouses, canteens, checkpoints, etc.

Colour:

RAL
9003

Standard container materials:

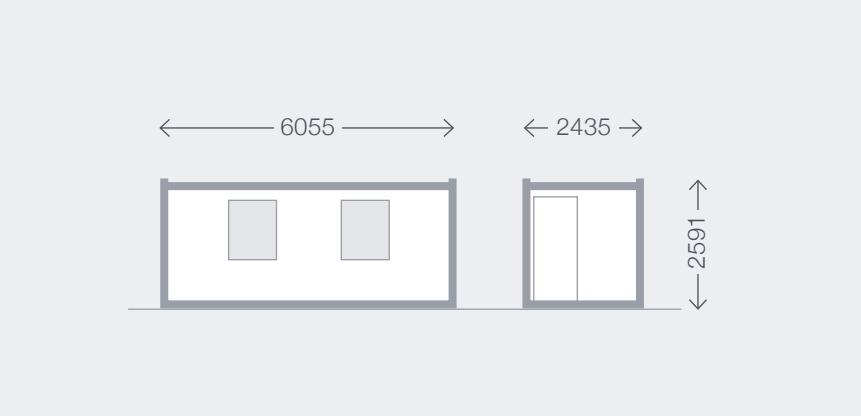
- Framework of welded cold-rolled steel sections
- Floor made of galvanised steel sheets and 20 mm waterproof cement chipboard, linoleum coating
- Roof of bent cold-rolled steel sections, roofing of galvanized steel with double welts
- Walls of sandwich panels with thickness of 80 mm, 100 mm or as per a customer's request
- Electrical heaters with thermoregulator protection, electrical convectors, air conditioning (by request), mechanical ventilation
- External waterproof switchboards, CEE 220/380V sockets, switches, luminaires
- Heat insulation of 50/80/100 mm thick rock wool (floor, walls, doors)

6055x2435x2591 mm
size

OFFICE MODULE

High quality of products and reliability of every joint and part of a modular building are important elements of each project. Our in-house standardised production process allows us to offer simple ready-to-use solutions which may be adapted for each individual project.

Our office containers are versatile. They may be customised using different design options: checkpoint, medical station, dormitory, broadcast area, office premises, construction site office. All such buildings are built using standard office container units.



inner dimensions of a standard office module

6055x2435x2591 mm
dimensions

14,7 m²
area

CHECKPOINT

Checkpoints are used as a security infrastructure element both at industrial facilities and construction sites and at public events. We offer two types of checkpoints on the basis of our modules: with and without lavatory.



SMALL CHECKPOINT

6055x2435x2591 mm 14,7 m²
dimensions area



CHECKPOINT WITH A LAVATORY

6055x4885x2591 mm 29,6 m²
dimensions area



CONSTRUCTION SITE OFFICE

One of the most popular types of modular buildings which may be convenient for operative construction management.

- A RÖDER modular construction site office provides:
- good visibility of a site
 - contemporary exterior and internal finishing materials
 - opportunity for building branding in accordance with a company's corporate design

Depending on the size and objectives, layout solutions of buildings at construction sites may include:

- meeting and conference rooms
- VIP rooms and reception areas
- recreation areas (e.g. lounge rooms and cafés)

Containers are equipped with all necessary utilities: heating, water supply, sewer systems, ventilation, low-current systems. Therefore a modular building is not different from permanent structures but may be relocated to another site if necessary.



MODULAR DORMITORY

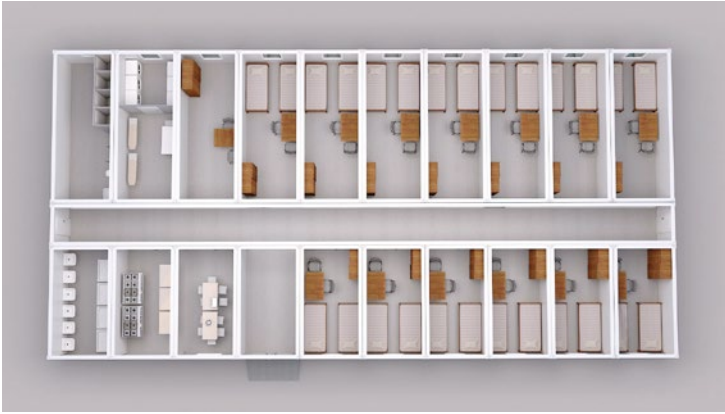
We offer ready-to-use one-floor modular dormitories for 26 persons (2 persons per room) with a kitchen, canteen, bathrooms, toilets and a laundry room.

In case a larger number of people needs to be accommodated, functional canteen or café areas, administrative and additional utility areas are designed for dormitories.

The layout solutions include different furniture layout options and design of necessary utilities: power supply, water supply, sewer system, heating, ventilation and low-current systems.

A heating system may be implemented by connecting to centralised networks, a boiler room or by means of electrical convectors. Fire safety is paid special attention to when designing modular buildings of such class.

Any of our typical designs may be modified by customers' requests in accordance with the number of accommodated people and the set of functional areas and systems required.



FIRST-AID STATION

Its main purpose is timely first-aid treatment at production sites or during events as well as scheduled medical examination of personnel.

Special areas and equipment are designed for first-aid stations: examination room, racks and coolers for storage of medicines.

- Modular first-aid stations are built of container units and include:
- a corridor with a lobby
 - an isolated room for medics
 - adjacent rooms for ambulatory treatment and a treatment room
 - cloakroom
 - lavatories for personnel and visitors



Medical containers are equipped with all necessary utilities: heating, water supply, sewer systems, ventilation and low- current systems.

A RÖDER modular first-aid station allows to arrange comfortable first-aid treatment outside of in-patient facilities at the same level as in permanent structures.

8505x7335x2591 mm
dimensions

4 pcs.
number of
module units

62,4 m²
area



BOX OFFICE AND BAGGAGE ROOM

A special type of modular structures which is usually applied at public events or in public territories such as railway stations, toll collection points, car parks, bus stops, bus stations, theme parks, museums, parks.

RÖDER rents out 2 to 5-window box-office modules equipped with everything necessary for comfortable work.

Baggage rooms are equipped with special screening equipment and racks for items prohibited at an event territory.

Container units are supplied completely ready to use with all lighting, heating, air conditioning (by request), low-current systems installed.

- durable metal framework allowing to build two-level buildings
- prefabricated demountable structure with bolt connections
- compact TRANSPACK delivery
- 100% operational readiness
- 3-rd degree of fire resistance



2-window box office



5-window box office

2989x2435x2591 mm

dimensions

6055x2435x2591 mm

dimensions



Baggage room

LAVATORY CONTAINER UNIT

Our high-quality lavatory containers (toilets and bathrooms) are available in different sizes and designs: we offer more than 20 layouts. Lavatory container units may be united into a set of buildings or incorporated into any modular building: administrative building, dormitory, construction site office, anywhere it's necessary.

We offer complete and comfortable accessories including all necessary plumbing fixtures and equipment.

Flexible modular structure and 5 to 20 ft dimensions allow to fit lavatory containers into any environment.

They may be used as an addition for infrastructure of an administrative building, a sports venue or a café, during public events, exhibitions, forums and other events. We have lavatory options equipped for disabled people.



- Water may be supplied to lavatory containers in two different ways:
- centralised water supply if there are connections with general grids
 - autonomous water supply using boilers and special clean-water tanks and waste collection tanks

Depending on duration of operation, lavatory containers may be bought or rented for the required term.



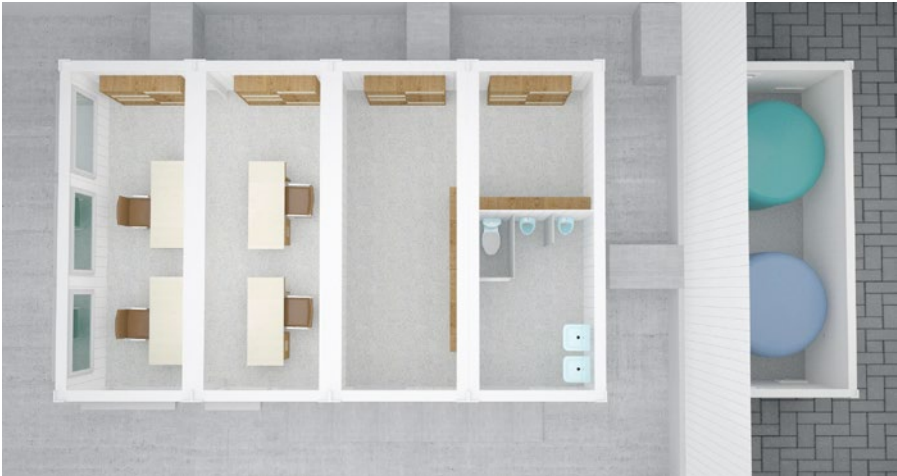
ADMINISTRATIVE BUILDING

This is a multifunctional building. It may include different areas: checkpoints, reception areas, management rooms and offices, bathrooms, toilets and cloakrooms, cafeteria and cafés, residential, utility and storage areas.

The design stage is an especially important stage of an administrative building establishment. Both when amending an available customer's site and when building a brand new modular facility. A professional design allows to avoid further operational issues.

Our high-skill designers have may years of experience in development of administrative facilities.

Correct design allows a customer to get a comfortable modular administrative building compliant with applicable construction standards, meeting the individual requirements in a timely manner.



All administrative buildings are designed individually for each customer

ADVANTAGES OF MODULAR BUILDINGS

01| Quick

construction may be completed in the shortest term: complete operational readiness of buildings

02| Simple

no permits are necessary

03| Convenient

available solutions for specific needs

04| Easy

transformable

05| Compact

special TRANSPACK package

06| Unified

combined into one- and two-floor facilities

07| Comprehensive

equipped with all necessary utility systems

	BLACK						WHITE								
	CLEAR			SIMPLE			Modular house	Office	Checkpoint	Construction site office	Dormitory First-aid station	Box office	Baggage room	WC	Administrative building
	ONE	DOUBLE	TRIPLE	ONE	DOUBLE	BI-LEVEL									
RAL colour	7024						7024 / 9003	9003							
Dimensions, ft*	20	20x2	20x3	20	20x2	20x3	set	20	20 / set	set		10, 20	20	5, 10, 20	set
Ceiling height, mm	2700			2340			2700	2340							
Ceiling	white laminated chipboard														
Floor	quartz vinyl			quartz vinyl, linoleum			as selected	linoleum							
Windows	panoramic						pano / standard	standard		standard / pano		standard			
Doors	glass						glass / metal	metal							
Lighting	+														
Heating	+														
Air conditioning	on request														
Branding	frieze, signboard, banners, stickers on glass						–	on request							
Installation	assembled			glasses delivered separately			on site	assembled	assembled / TRANSPACK			assembled		on site	

*outer dimensions: 5 ft – 1430x2435 mm, 10 ft - 2989x2435 mm, 20 ft - 6055x2435 mm

COMBINE

Prefabricated
modular buildings



**OOO Roder is a Russian company
and an important part of RÖDER Group**



Moscow region,
Solnechnogorsk,
Lunyovo settlement

+7 (495) 785 8157
roder@roder.ru
sales@roder.ru

[f](https://www.facebook.com/Roder.Russia) Roder.Russia
[@roder_russia](https://www.instagram.com/roder_russia)
www.roder.ru