



WINE TENT 1.000 - 1.500 CM



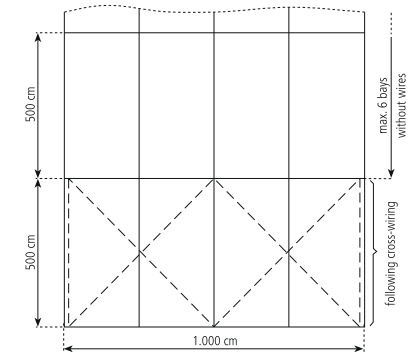
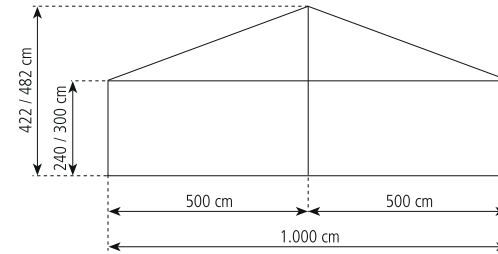
TECHNICAL DATA

STANDARD VERSION

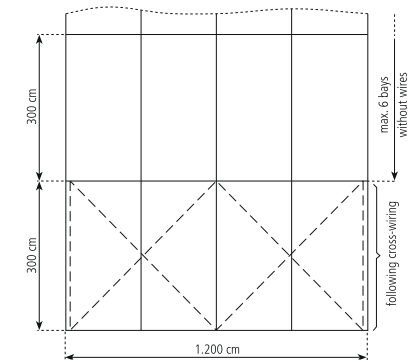
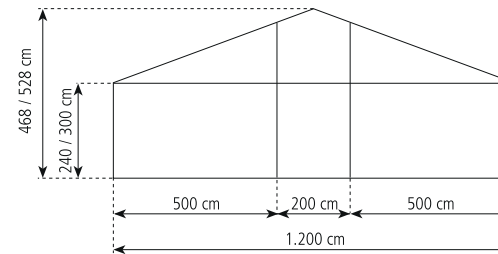
Span	1.000 cm	1.200 cm	1.500 cm
Side height	240 / 300 cm	240 / 300 cm	240 / 300 cm
Ridge height	422 / 482 cm	468 / 528 cm	516 / 576 cm
Roof pitch	20°	20°	20°
Bay distance / grid	500 cm	300 cm	300 cm
Main profile	130 x 70 x 3 mm	130 x 70 x 3 mm	130 x 70 x 3 mm
Gable uprights	1	2	2

Max. wind speed according to EN	100 km/h
Special version	<ul style="list-style-type: none"> · Elimination of the wind cross-wiring by the installation of portals · Elimination of anchorage when using the compact floor
Attachment options	<ul style="list-style-type: none"> · ½ Octagonal at gable ends · Tents of the Giga series
Floor	<ul style="list-style-type: none"> · Wood floor with timber or steel-aluminum substructure · Cassette floor · Compact floor · Heavy duty floor
Tarpaulin	RÖDER No. 1, PVDF coated tarpaulin, according to DIN 18204

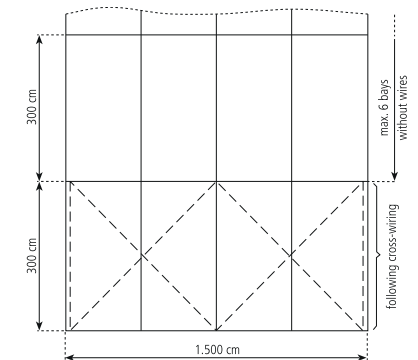
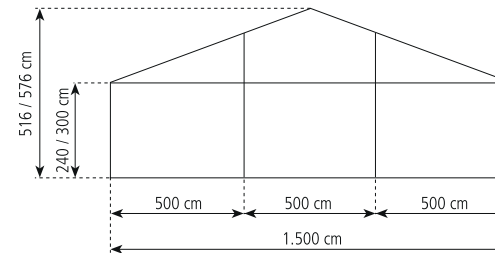
WINE TENT 1.000/240/422 & 1.000/300/482



WINE TENT 1.200/240/468 & 1.200/300/528



WINE TENT 1.500/240/516 & 1.500/300/576



QUESTIONS AND COMMENTS

We have summarized the most important data and dimensions of our standard constructions for you. All information is without guarantee. No liability is assumed for printing and spelling errors. We would be happy to advise you personally about the optimal construction for your needs. Your Röder team is at your disposal to answer any questions you may have about intermediates, special features, conversions and other technical data.

